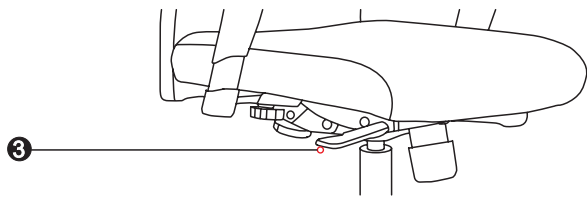


Armrest adjustment:

To rise up or lower down the armrest, pull up the button (1) on the armrest and move up or down.

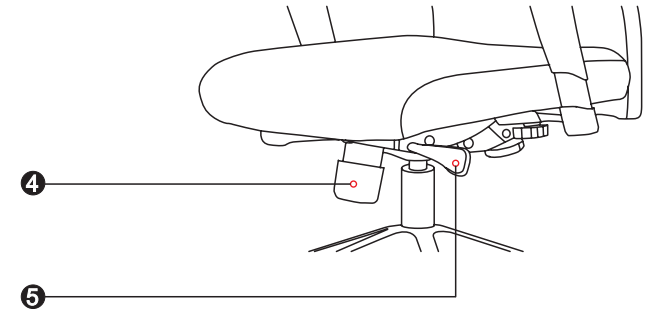
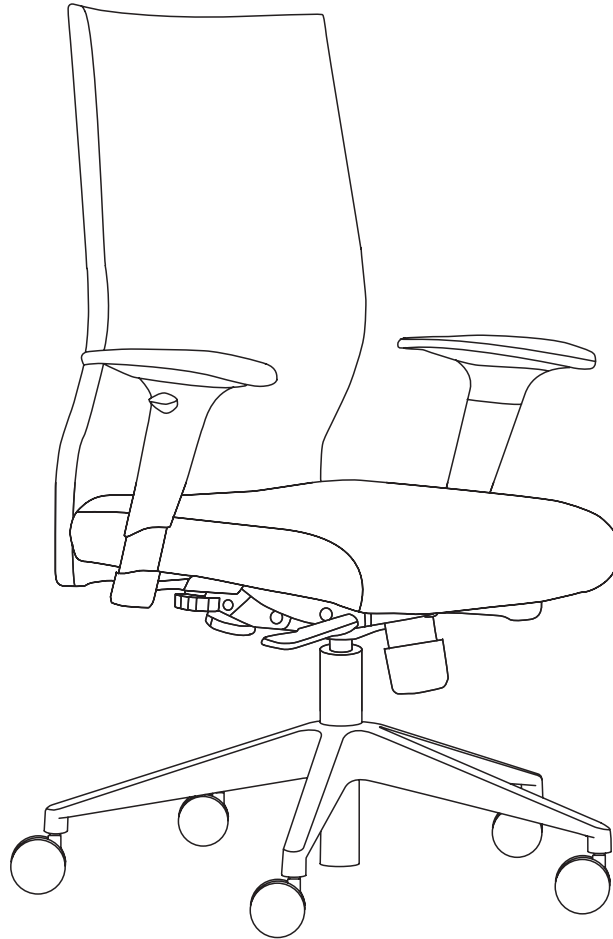
To adjust the arm width, release the armrest by turning anticlockwise the knob (2), then pull or push the armrest to desired position, then turn the knob (2) clockwise to lock.



Seat height adjustment:

To raise the seat height, remove weight from the seat and pull up on the height adjustment lever (3), release the lever when reaching the desired position.

To lower the seat height, while seated, pull up slowly on the height adjustment lever (3) until the seat is at the desired height.



Seat tilt tension adjustment:

To adjust the seat tilt tension, turn the tension adjustment handle (4) on the mechanism to desired tension, turn clockwise or anticlockwise.

To lock tilt function, lie backward the backrest to desired position, then pull backward the lock/unlock lever (5) to lock at desired position.

To go back to the first position, push forward the lock/unlock lever (5), and lie backward again, then the backrest can return.

